


SK80GB125T



SEMITOP® 3

IGBT Module

SK80GB125T

Preliminary Data

Features

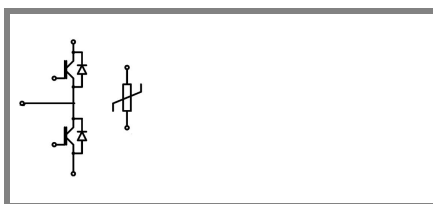
- Compact design
- One screw mounting
- Heat transfer and isolation through direct copper bonding Aluminium Nitride ceramic (DBC)
- High short circuit capability
- Low tail current with low temperature dependence

Typical Applications*


- Switching (not for linear use)
- Inverter
- Switched mode power supplies
- UPS

Absolute Maximum Ratings		$T_s = 25\text{ °C}$, unless otherwise specified		
Symbol	Conditions	Values		Units
IGBT				
V_{CES}	$T_j = 25\text{ °C}$	1200		V
I_C	$T_j = 125\text{ °C}$	$T_s = 25\text{ °C}$	85	A
		$T_s = 80\text{ °C}$	55	A
I_{CRM}	$I_{CRM} = 2 \times I_{Cnom}$	150		A
V_{GES}		± 20		V
t_{psc}	$V_{CC} = 300\text{ V}$; $V_{GE} \leq 20\text{ V}$; $T_j = 125\text{ °C}$ $V_{CES} < 600\text{ V}$	10		µs
Inverse Diode				
I_F	$T_j = 150\text{ °C}$	$T_s = 25\text{ °C}$	90	A
		$T_s = 80\text{ °C}$	60	A
I_{FRM}	$I_{FRM} = 2 \times I_{Fnom}$			A
I_{FSM}	$t_p = 10\text{ ms}$; half sine wave $T_j = 150\text{ °C}$	550		A
Module				
$I_{t(RMS)}$				A
T_{vj}		-40 ... +150		°C
T_{stg}		-40 ... +125		°C
V_{isol}	AC, 1 min.	2500		V

Characteristics		$T_s = 25\text{ °C}$, unless otherwise specified				
Symbol	Conditions	min.	typ.	max.	Units	
IGBT						
$V_{GE(th)}$	$V_{GE} = V_{CE}$, $I_C = 3\text{ mA}$	4,5	5,5	6,5	V	
I_{CES}	$V_{GE} = 0\text{ V}$, $V_{CE} = V_{CES}$ $T_j = 25\text{ °C}$			0,01	mA	
I_{GES}	$V_{CE} = 0\text{ V}$, $V_{GE} = 20\text{ V}$ $T_j = 25\text{ °C}$			480	nA	
V_{CE0}		$T_j = 25\text{ °C}$	1,4	1,9	V	
		$T_j = 125\text{ °C}$	1,7	2,2	V	
r_{CE}	$V_{GE} = 15\text{ V}$	$T_j = 25\text{ °C}$	18,6		mΩ	
		$T_j = 125\text{ °C}$	20		mΩ	
$V_{CE(sat)}$	$I_{Cnom} = 75\text{ A}$, $V_{GE} = 15\text{ V}$	$T_j = 25\text{ °C}_{chiplev.}$	3,2	3,3	V	
		$T_j = 125\text{ °C}_{chiplev.}$	3,85	3,7	V	
C_{ies}	$V_{CE} = 25$, $V_{GE} = 0\text{ V}$ $f = 1\text{ MHz}$			5,1	nF	
C_{oes}				0,72	nF	
C_{res}				0,38	nF	
$t_{d(on)}$	$R_{Gon} = 8,2\ \Omega$	$V_{CC} = 600\text{ V}$ $I_C = 80\text{ A}$			180	ns
t_r					110	ns
E_{on}					9,9	mJ
$t_{d(off)}$	$R_{Goff} = 8,2\ \Omega$	$T_j = 125\text{ °C}$ $V_{GE} = \pm 15\text{ V}$			358	ns
t_f					26	ns
E_{off}					5	mJ
$R_{th(j-s)}$	per IGBT			0,32	K/W	



GB - T



SEMITOP[®] 3

IGBT Module

SK80GB125T

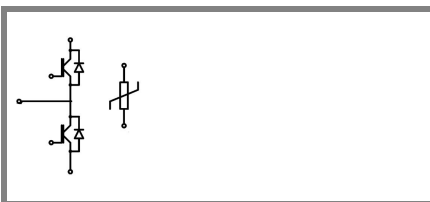
Preliminary Data

Features

- Compact design
- One screw mounting
- Heat transfer and isolation through direct copper bonding Aluminium Nitride ceramic (DBC)
- High short circuit capability
- Low tail current with low temperature dependence

Typical Applications*

- Switching (not for linear use)
- Inverter
- Switched mode power supplies
- UPS

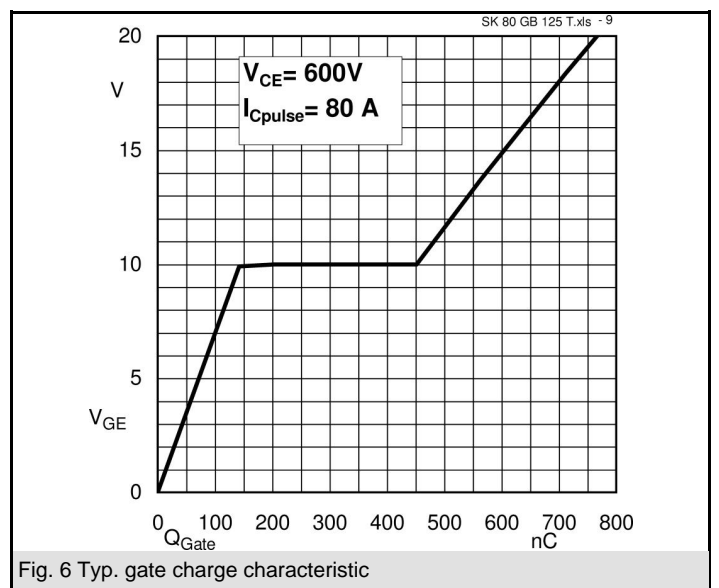
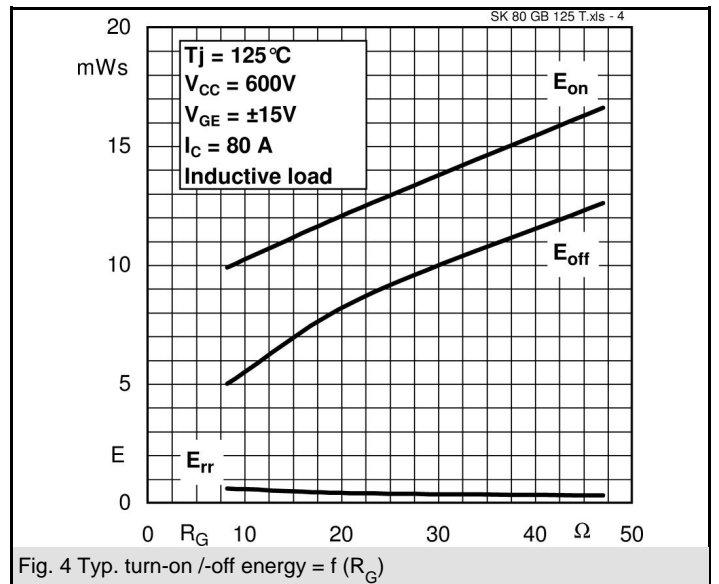
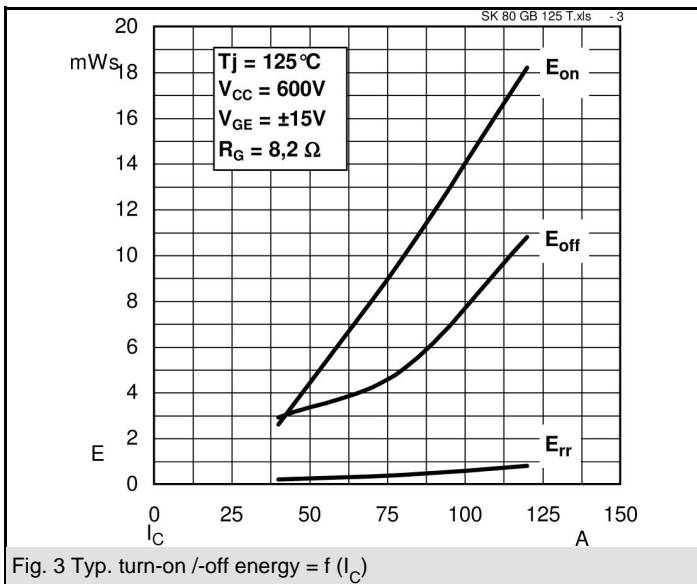
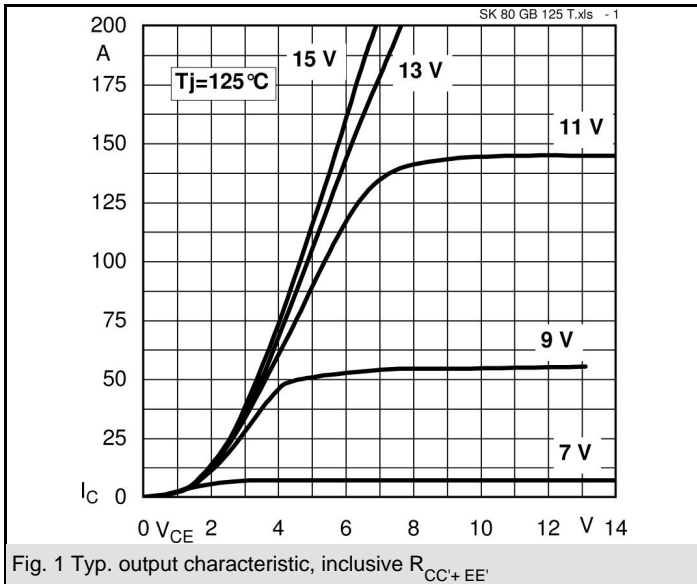


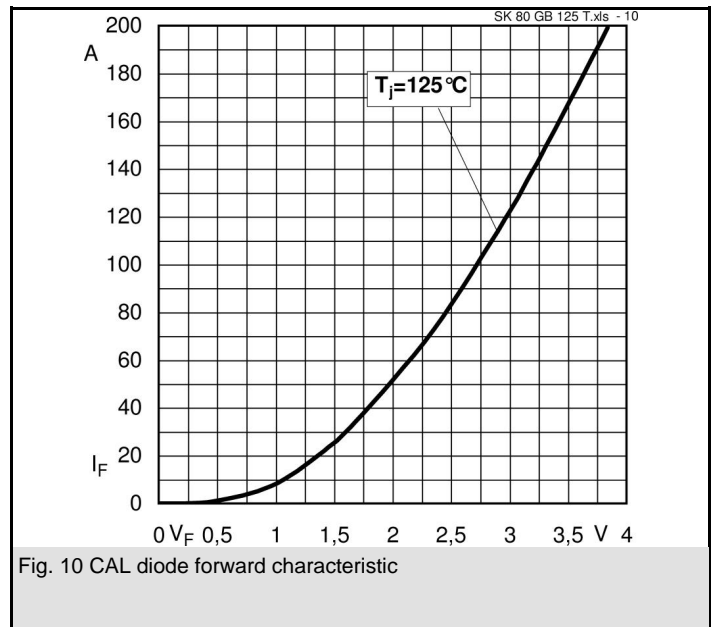
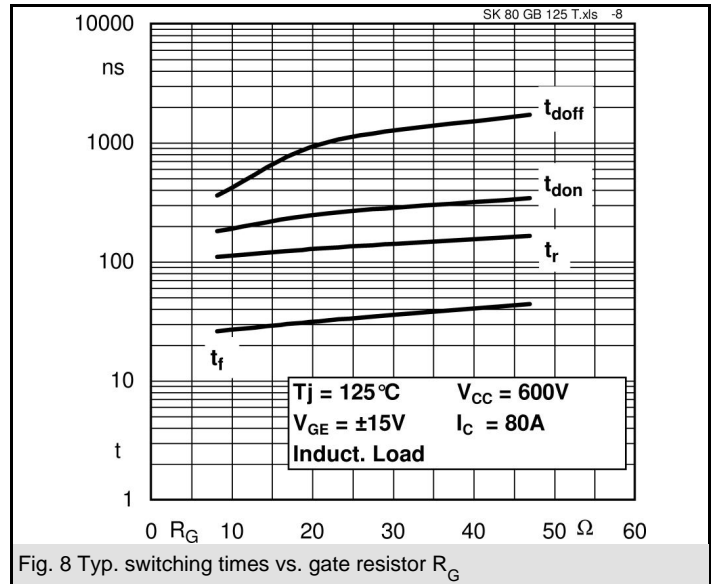
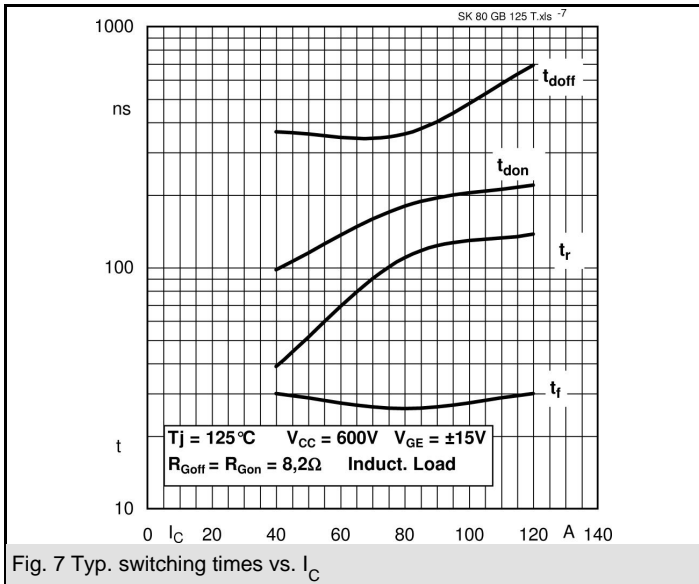
GB - T

Characteristics				min.	typ.	max.	Units
Symbol	Conditions						
Inverse Diode							
$V_F = V_{EC}$	$I_{Fnom} = 55 \text{ A}; V_{GE} = 0 \text{ V}$	$T_j = 25 \text{ }^\circ\text{C}_{\text{chiplev.}}$		2			V
		$T_j = 150 \text{ }^\circ\text{C}_{\text{chiplev.}}$		1,8			V
V_{F0}		$T_j = 25 \text{ }^\circ\text{C}$					V
		$T_j = 125 \text{ }^\circ\text{C}$		1,2			V
r_F		$T_j = 25 \text{ }^\circ\text{C}$					mΩ
		$T_j = 125 \text{ }^\circ\text{C}$		11			mΩ
I_{RRM}	$I_F = 50 \text{ A}$	$T_j = 125 \text{ }^\circ\text{C}$		40			A
Q_{rr}	$di/dt = -800 \text{ A}/\mu\text{s}$			8			μC
E_{rr}	$V_{CC} = 600\text{V}$			1			mJ
$R_{th(j-s)D}$	per diode					0,65	K/W
M_s	to heat sink			2,25		2,5	Nm
w				30			g
Temperature sensor							
R_{100}	$T_s = 100^\circ\text{C} (R_{25} = 5\text{k}\Omega)$			493±5%			Ω

This is an electrostatic discharge sensitive device (ESDS), international standard IEC 60747-1, Chapter IX.

* The specifications of our components may not be considered as an assurance of component characteristics. Components have to be tested for the respective application. Adjustments may be necessary. The use of SEMIKRON products in life support appliances and systems is subject to prior specification and written approval by SEMIKRON. We therefore strongly recommend prior consultation of our personal.

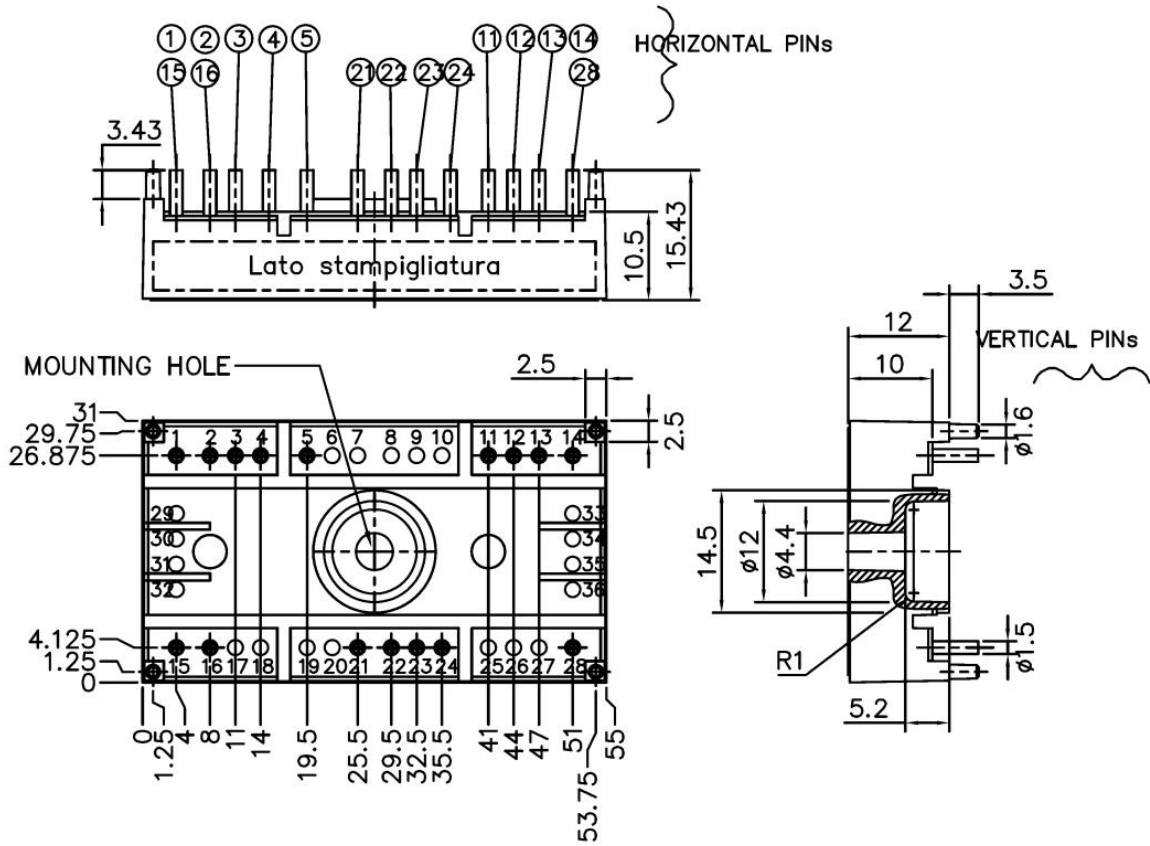




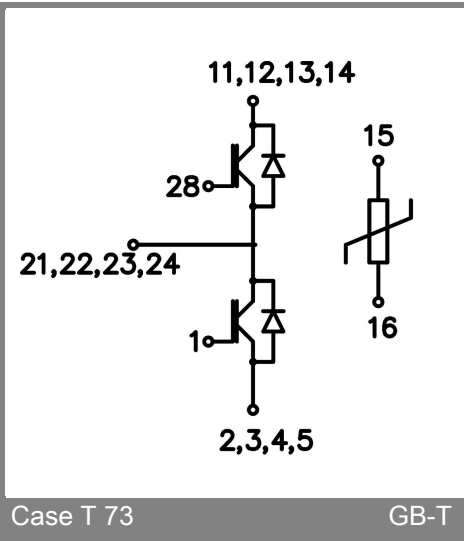
SK80GB125T

UL recognized file

no. E 63 532



Case T73 (Suggested hole diameter, in the PCB, for solder pins and plastic mounting pins: 2mm)



Case T 73

GB-T