

# SKM 75GB128D



**SEMITRANS® 2**

## SPT IGBT Module


**SKM 75GB128D**

### Features

- SPT = Soft-Punch-Through technology
- $V_{CE(sat)}$  with positive temperature coefficient
- High short circuit capability, self limiting to  $6 \times I_C$

### Typical Applications

- AC inverter drives
- UPS
- Electronic welders at  $f_{sw}$  up to 20 kHz



**GB**

Absolute Maximum Ratings		$T_c = 25^\circ\text{C}$ , unless otherwise specified			
Symbol	Conditions	Values			Units
<b>IGBT</b>					
$V_{CES}$	$T_j = 25^\circ\text{C}$	1200			V
$I_C$	$T_j = 150^\circ\text{C}$	$T_c = 25^\circ\text{C}$	100		A
		$T_c = 80^\circ\text{C}$	70		A
$I_{CRM}$	$I_{CRM} = 2 \times I_{Cnom}$	100			A
$V_{GES}$		$\pm 20$			V
$t_{psc}$	$V_{CC} = 600\text{ V}; V_{GE} \leq 20\text{ V}; T_j = 125^\circ\text{C}$ $V_{CES} < 1200\text{ V}$	10			$\mu\text{s}$
<b>Inverse Diode</b>					
$I_F$	$T_j = 150^\circ\text{C}$	$T_{case} = 25^\circ\text{C}$	75		A
		$T_{case} = 80^\circ\text{C}$	50		A
$I_{FRM}$	$I_{FRM} = 2 \times I_{Fnom}$	100			A
$I_{FSM}$	$t_p = 10\text{ ms}; \text{sin.}$	$T_j = 150^\circ\text{C}$	550		A
<b>Module</b>					
$I_{t(RMS)}$		200			A
$T_{vj}$		- 40...+ 150			$^\circ\text{C}$
$T_{stg}$		- 40...+ 125			$^\circ\text{C}$
$V_{isol}$	AC, 1 min.	4000			V

Characteristics		$T_c = 25^\circ\text{C}$ , unless otherwise specified			
Symbol	Conditions	min.	typ.	max.	Units
<b>IGBT</b>					
$V_{GE(th)}$	$V_{GE} = V_{CE}, I_C = 2\text{ mA}$	4,5	5,5	6,5	V
$I_{CES}$	$V_{GE} = 0\text{ V}, V_{CE} = V_{CES}$	$T_j = 25^\circ\text{C}$	0,1	0,3	mA
		$T_j = 125^\circ\text{C}$	0,9	1,05	V
$V_{CE0}$			1	1,15	V
$r_{CE}$	$V_{GE} = 15\text{ V}$	$T_j = 25^\circ\text{C}$	18	24	$\text{m}\Omega$
		$T_j = 125^\circ\text{C}$	24	30	$\text{m}\Omega$
$V_{CE(sat)}$	$I_{Cnom} = 50\text{ A}, V_{GE} = 15\text{ V}$	$T_j = 25^\circ\text{C}_{chiplev.}$	1,9	2,35	V
		$T_j = 125^\circ\text{C}_{chiplev.}$	2,1	2,55	V
$C_{ies}$	$V_{CE} = 25, V_{GE} = 0\text{ V}$	$f = 1\text{ MHz}$	4,5		nF
$C_{oes}$			0,6		nF
$C_{res}$			0,55		nF
$Q_G$	$V_{GE} = -8\text{ V} - +20\text{ V}$	600			nC
$R_{Gint}$	$T_j = 25^\circ\text{C}$	5			$\Omega$
$t_{d(on)}$	$R_{Gon} = 6\ \Omega$	$V_{CC} = 600\text{ V}$ $I_{Cnom} = 50\text{ A}$	160		ns
$t_r$			35		ns
$E_{on}$			6		mJ
$t_{d(off)}$	$R_{Goff} = 6\ \Omega$	$T_j = 125^\circ\text{C}$ $V_{GE} = \pm 15\text{ V}$	310		ns
$t_f$			65		ns
$E_{off}$			8		mJ
$R_{th(j-c)}$	per IGBT	0,3			K/W



**SEMITRANS® 2**

## SPT IGBT Module


**SKM 75GB128D**

### Features

- SPT = Soft-Punch-Through technology
- $V_{CE(sat)}$  with positive temperature coefficient
- High short circuit capability, self limiting to  $6 \times I_C$

### Typical Applications

- AC inverter drives
- UPS
- Electronic welders at  $f_{sw}$  up to 20 kHz



**GB**

Characteristics				min.	typ.	max.	Units
<b>Symbol</b>	<b>Conditions</b>						
<b>Inverse Diode</b>							
$V_F = V_{EC}$	$I_{Fnom} = 50 \text{ A}; V_{GE} = 0 \text{ V}$	$T_j = 25 \text{ }^\circ\text{C}_{chiplev.}$		2	2,5		V
		$T_j = 125 \text{ }^\circ\text{C}_{chiplev.}$		1,8			V
$V_{F0}$		$T_j = 25 \text{ }^\circ\text{C}$		1,1	1,2		V
$r_F$		$T_j = 25 \text{ }^\circ\text{C}$		18	26		mΩ
$I_{RRM}$	$I_{Fnom} = 50 \text{ A}$	$T_j = 125 \text{ }^\circ\text{C}$		55			A
$Q_{rr}$	$di/dt = 2100 \text{ A}/\mu\text{s}$			7,3			μC
$E_{rr}$	$V_{GE} = -15 \text{ V}; V_{CC} = 600 \text{ V}$			2,6			mJ
$R_{th(j-c)D}$	per diode					0,6	K/W
<b>Module</b>							
$L_{CE}$						30	nH
$R_{CC+EE'}$	res., terminal-chip	$T_{case} = 25 \text{ }^\circ\text{C}$		0,75			mΩ
		$T_{case} = 125 \text{ }^\circ\text{C}$		1			mΩ
$R_{th(c-s)}$	per module					0,05	K/W
$M_s$	to heat sink M6			3		5	Nm
$M_t$	to terminals M5			2,5		5	Nm
w						160	g

This is an electrostatic discharge sensitive device (ESDS), international standard IEC 60747-1, Chapter IX.

This technical information specifies semiconductor devices but promises no characteristics. No warranty or guarantee expressed or implied is made regarding delivery, performance or suitability.

# SKM 75GB128D



**SEMITRANS<sup>®</sup> 2**

## SPT IGBT Module

**SKM 75GB128D**


### Features

- SPT = Soft-Punch-Through technology
- $V_{CE(sat)}$  with positive temperature coefficient
- High short circuit capability, self limiting to  $6 \times I_C$

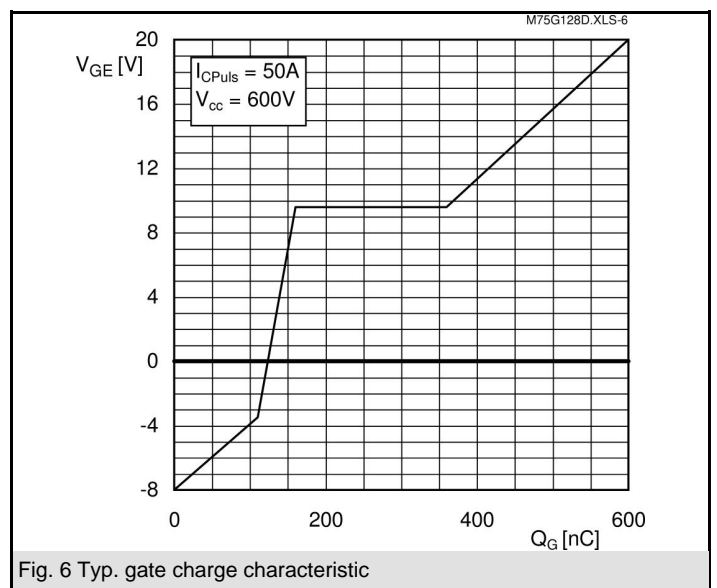
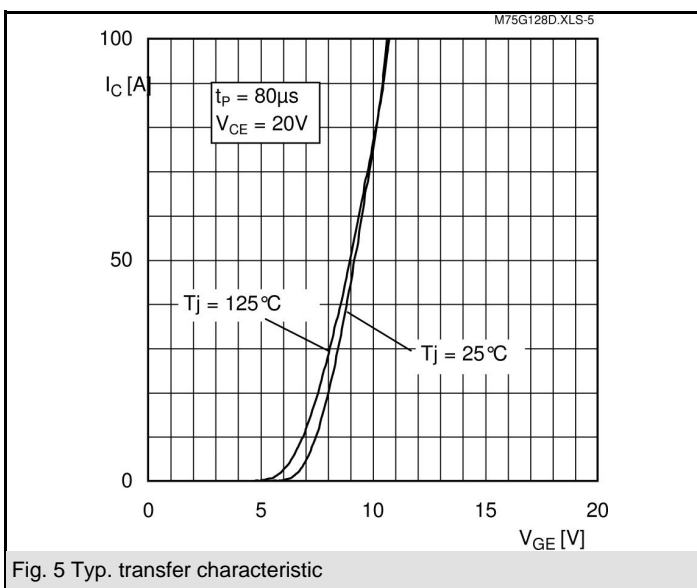
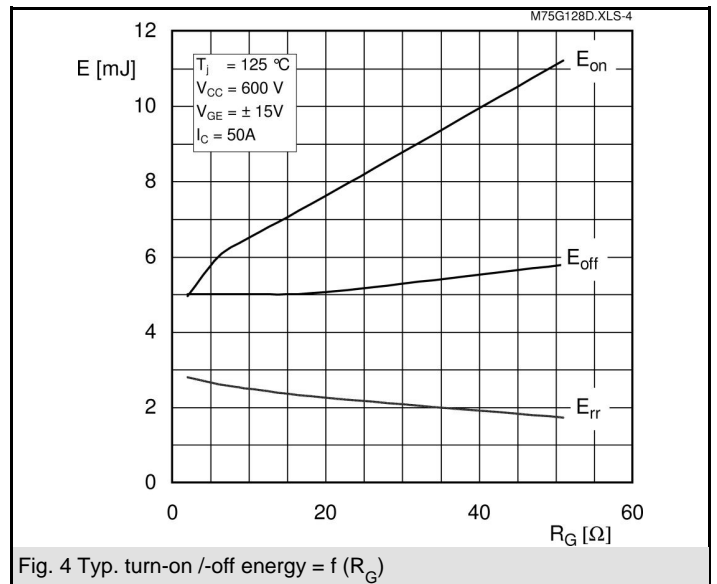
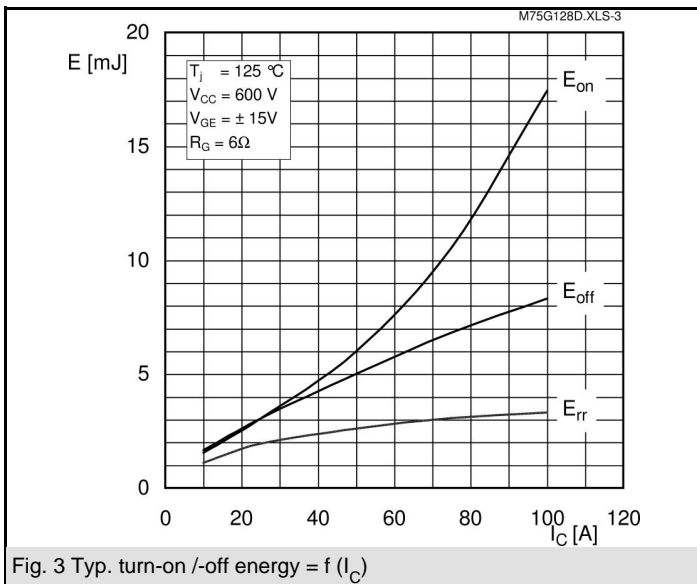
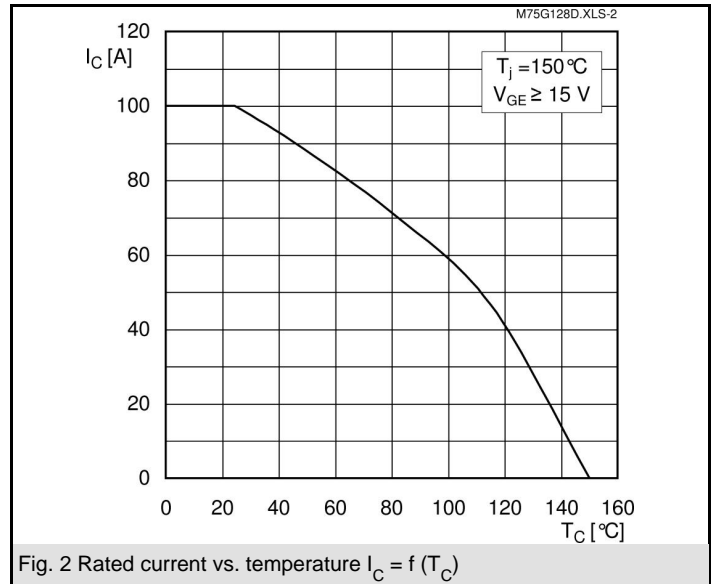
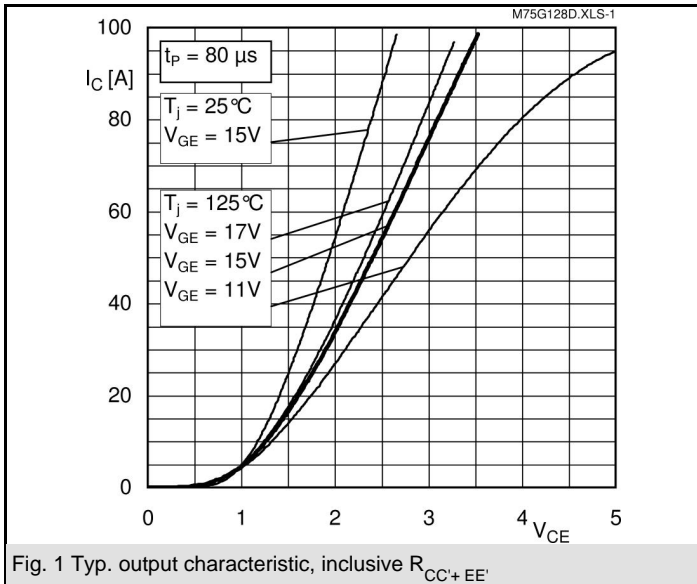
### Typical Applications

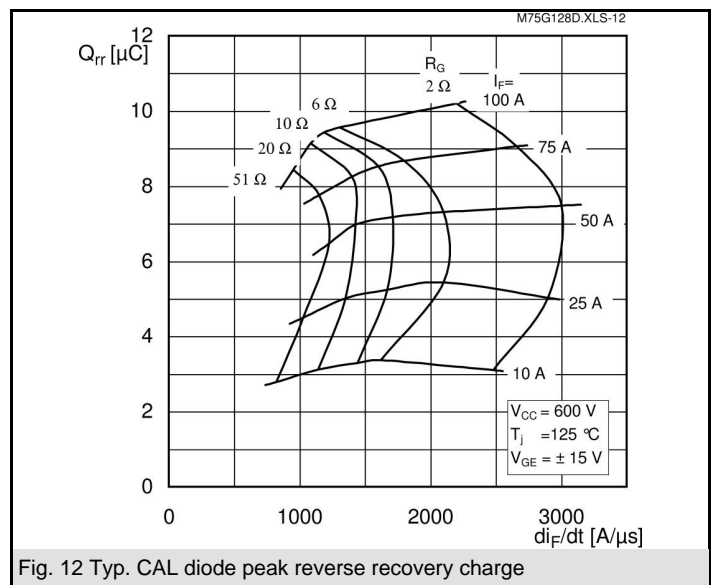
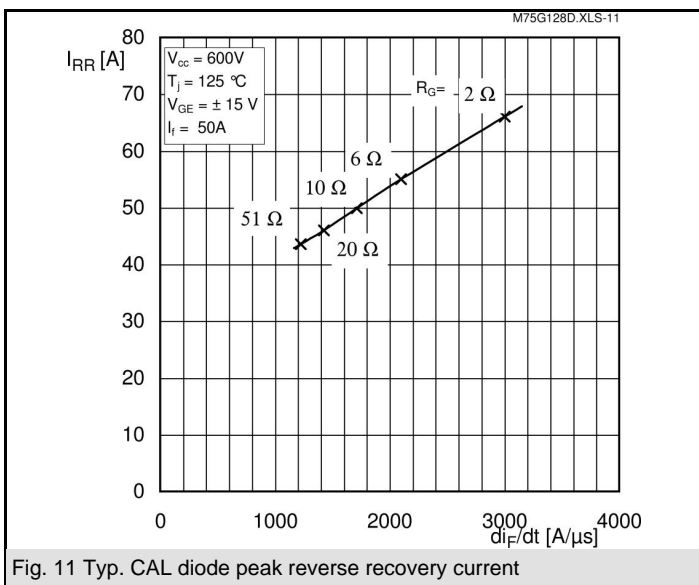
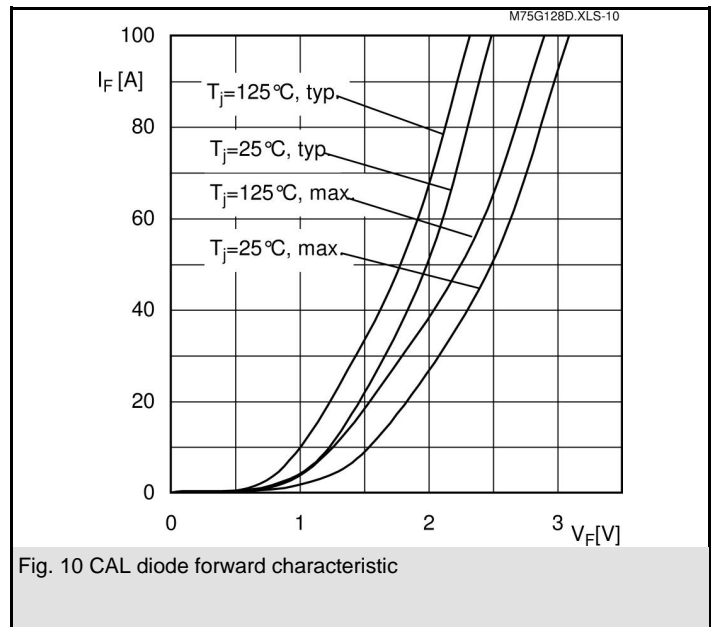
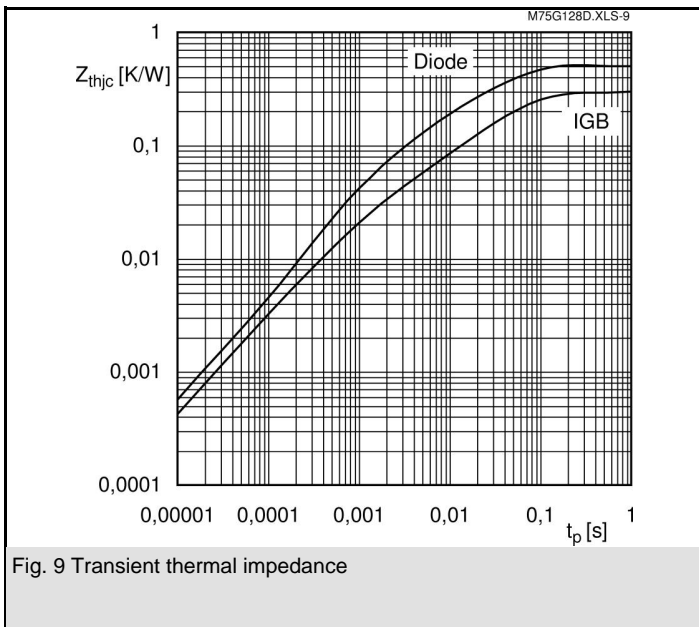
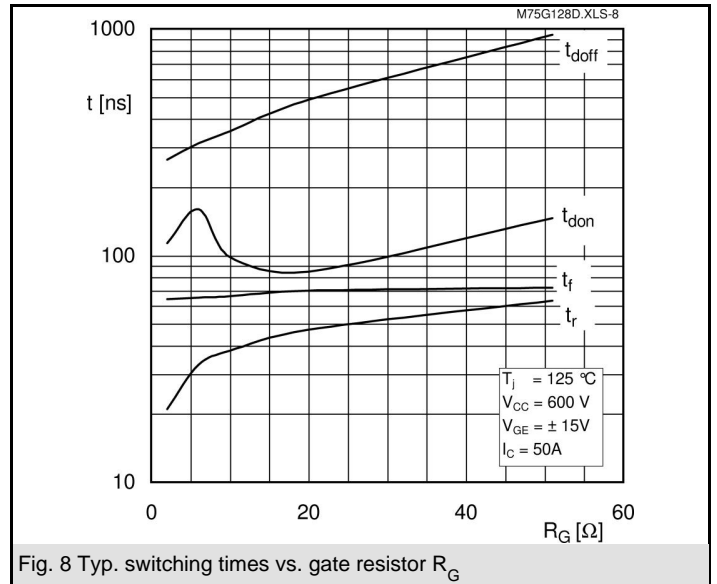
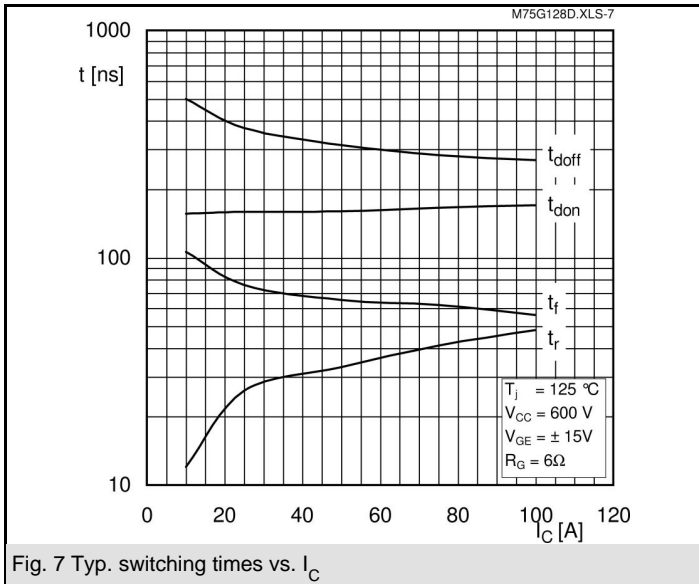
- AC inverter drives
- UPS
- Electronic welders at  $f_{sw}$  up to 20 kHz

$Z_{th}$			
Symbol	Conditions	Values	Units
$Z_{th(j-c)I}$			
$R_{\theta j-c1}$	$i = 1$	210	mk/W
$R_{\theta j-c2}$	$i = 2$	70	mk/W
$R_{\theta j-c3}$	$i = 3$	17	mk/W
$R_{\theta j-c4}$	$i = 4$	3	mk/W
$\tau_{i1}$	$i = 1$	0,0382	s
$\tau_{i2}$	$i = 2$	0,0242	s
$\tau_{i3}$	$i = 3$	0,0013	s
$\tau_{i4}$	$i = 4$	0,0002	s
$Z_{th(j-c)D}$			
$R_{\theta j-cD1}$	$i = 1$	400	mk/W
$R_{\theta j-cD2}$	$i = 2$	160	mk/W
$R_{\theta j-cD3}$	$i = 3$	35,5	mk/W
$R_{\theta j-cD4}$	$i = 4$	4,5	mk/W
$\tau_{iD1}$	$i = 1$	0,0831	s
$\tau_{iD2}$	$i = 2$	0,0063	s
$\tau_{iD3}$	$i = 3$	0,0022	s
$\tau_{iD4}$	$i = 4$	0,08	s



**GB**





# SKM 75GB128D

UL Recognized

CASED61

File no. 63 532



Case D 61



GB

Case D 61